



MADRIX

MUSIC MAKES THE LIGHT



Powerful yet simple control for creative LED lighting.



Impressions



DESIGNGROUP

MADRIX® ultimate	1x
MADRIX® professional	1x
MADRIX® dvi	5x
MADRIX® LUNA 8	8x

Project:
RESI Biggest Nightlife

Location:
Nuremberg, Germany

Installation:
Designgroup
www.designgroup.de



L&E
more than light

MADRIX® ultimate

Project:
Noble Ploenchit

Lighting Design:
APLD

Location:
Bangkok, Thailand

Installation:
L&E
www.lighting.co.th



HIL
HIGH IMPACT
LIGHTING

MADRIX® professional

Project:
Citipointe Christmas Concert 2016

Location:
Brisbane, Australia

Lighting Designer:
Ash Neuendorf, High Impact Lighting

Supplier:
ETA
www.etaust.com

MADRIX® – LED Lighting Control

LEDs are everywhere. MADRIX® is the powerful yet simple LED lighting control system made in Germany. Amazing projects are brought to life with our high-quality software and hardware.

The MADRIX® Software is the preferred lighting tool of choice for industry professionals, lighting designers, operators, VJs, and enthusiasts all around the world.

From small projects and events to high-profile architectural installations, the largest stages, and the most famous clubs, MADRIX® Software makes the most creative lighting designs possible. Thanks to very intuitive controls and enormous flexibility, you can create stunning lighting effects for your LEDs in no time. The application is a real-time effects generator for 2D pixel mapping and 3D voxel mapping with additional media server capabilities. Using the built-in graphics and rendering engine, fully customizable live visuals are created by you quickly and easily.


Combined with neat hardware products, it is a proven and innovative LED control solution. MADRIX® hardware reliably transfers the lighting data to your LEDs and controllers. Any small or large LED installation benefits from prime build quality and outstanding features, such as the built-in synchronization mode that ensures an optimal image on your the LEDs without visual interruptions.

MADRIX® ultimate	1x
MADRIX® LUNA 16	11x
MADRIX® LUNA 8	7x
MADRIX® LUNA 4	4x

Project:
Bosphorus Hotel

Location:
Antalya, Turkey

Installation:
Hera Led
www.heraled.com



At inoage, we believe in the power of creativity.

We are building tools that help creators unleash their ideas. We are a unique team of 13 and we would like to say thank you.

Christian, Elisabeth, Heike, Manja, Martin, Matthias, Robert, Sebastian, Sebastian, Stefan, Sven, Thilo, and Thomas

Impressions	2
Editorial.....	3
Software	4
2D & 3D Features.....	6
MADRIX® KEY Overview	7
USBone.....	8
NEO	9
Impressions	10
PLEXUS.....	12
LUNA	13
NEBULA	14
STELLA.....	15
MADRIX® I/O.....	16
Training.....	17
Software Overview.....	18
Hardware Overview.....	19

Universal Flexibility

LEDs have become a major highlight in today's illumination and entertainment industries and for any lighting enthusiast. The MADRIX® Software can produce a complete LED light show from a normal computer or laptop. It can drive tens of thousands of LEDs without problems. This powerful controller will not only allow you to control nearly any 2D LED display in every possible way, but real 3D LED applications as well. This makes it the ideal solution for your LED project.



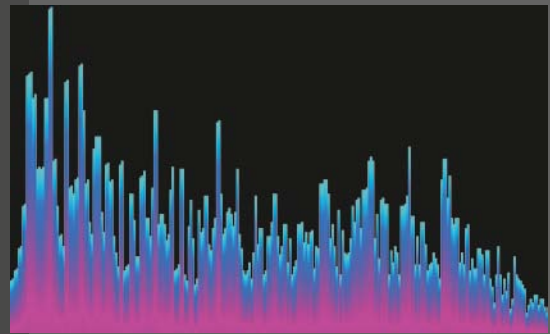
Easy Control

MADRIX® Software is very easy to use. Still, it provides many advanced features you would not want to miss. The numerous possibilities and the intuitive user interface are easily accessible and will allow you to produce amazing results right from the start. This software delivers high quality while meeting your individual requirements. At the same time, it simplifies the process of working with your LED installation. You can also control the MADRIX® Software remotely or via Touch Screen.



Endless Creativity & Audio-Based Effects

MADRIX® Software features a state-of-the-art audio analysis. It can process any live audio signal and create stunning real-time lighting visuals. These live effects will create a light show that runs in sync with your music. And thanks to the integrated effects generator, you can also create many lighting patterns without audio input. On top, you will find an unprecedented level of customization available for all visuals. Creating stunning light effects has never been easier.



Powerful Features

MADRIX® Software is a highly productive LED lighting control suite, pixel mapper, and voxel mapper. Cutting-edge technologies provide you with all the tools you need for modern LED control. Industry-wide protocols and standards, such as DMX512, Art-Net, Streaming ACN, Philips Color Kinetics, Philips Hue, Insta/ROBE protocols, DVI, T9, A8, 5A, DMX-IN, MIDI, Remote HTTP, Art-Net Remote, MA-Net, CIP, ASIO, Time Code, and many more are quickly and easily available to you.





Demo version available:
Download the MADRIX® Software from www.madrix.com

Supported Operating Systems:

- Microsoft® Windows® 7
- Microsoft® Windows® 8
- Microsoft® Windows® 8.1
- Microsoft® Windows® 10
- Compatible with 32 bit and 64 bit

Minimum System Requirements:

- 2.0 GHz dual-core CPU
- OpenGL 2.1 graphics card (NVIDIA recommended)
- 2 GB RAM
- 1 GB free harddisk space
- 1280 x 768 screen resolution
- Network card
- Sound card
- USB 2.0

Usage:

- Pixel mapper (2D)
- Voxel mapper (3D)
- Effect generator
- Graphics render engine
- Media server and VJ features

Key Features:

- Supports DMX512, Art-Net (I/II/III), Streaming ACN (sACN/E1.31), Philips Color Kinetics (KiNET), Philips Hue, Insta/ROBE protocols, DVI, T9, A8, and 5A
- Remote control via DMX-IN, Art-Net Remote, MIDI-IN, Remote HTTP, MA-Net1 and MA-Net2
- Supports various 1st-party/3rd-party interfaces
- Supported in WYSIWYG R23 or higher
- Up to 256 DMX universes and more
- 2 DVI outputs
- Fixture Editor & large fixture library
- Controls up to 4 channels per pixel (e.g., 1-channel, 2-channel, RGB, RGBW fixtures)
- 2 effect pipelines (with 2 control decks and a crossfader with various fade types)
- 3 real-time previews (incl. 2D/3D, zoom, rotation)
- Automatic effect scaling
- DMX tools (DMX Fader Tool, DMX Watcher)
- Cue List (automated playlist incl. time, date, duration, etc.)
- Supports Time Code (Art-Net, MIDI, SMPTE, Time)
- Matrix Generator & graphical Patch Editor
- Advanced mapping features
- Includes extra touch screen interface
- Integrated backup system

User Interface Languages:

- English
- German (Deutsch)
- Spanish (Español)
- French (Français)
- Simplified Chinese (简体中文)

Effect Features:

- Real-time effects
 - Built-in and fully customizable visuals (Speed, color, shape, direction, size, movement, position, brightness, etc.)
- Static color effects (SCE)
 - Video playback and live signal capturing
 - Bitmap and image animations
 - Scrolling text (ticker) and many more
- Real-time audio analysis
 - Processes live audio input (WDM or ASIO)
 - Sound2Light effects (S2L)
 - 511-band equalizer, stereo level meter
 - Frequency analysis and many more
 - Music2Light effects (M2L)
 - The music controls the light
 - Represent the mood of the music
 - Use tone theoretical parameters, like tonality, interval, and key
- 256 x 256 Storage Places to organize effects
- Layers and Layer mix modes to combine visuals
- Various color filters and effect filters
- Powerful script engine & macro editor



ASIO is a registered trademark of Steinberg Media Technologies GmbH



2D & 3D Features


2D

MADRIX® Software allows you to quickly produce extraordinary live visuals. You can easily bring creative and diverse lighting effects to any LED installation. MADRIX® Software makes it possible to control numerous LED fixtures, also of different kinds, and to position them according to your needs in nearly any form or shape. You can map pixel by pixel and achieve pixel-perfect results, even with the lowest of pixel resolutions.



3D

On top, the MADRIX® Software provides a leading-edge feature set to fully control real 3D LED matrices. In addition to its pixel mapping and media server capabilities, MADRIX® Software supports volume rendering (voxel mapping). This approach is fundamentally different to the 3D projections or the physical layout of 2D surface areas that are widely known nowadays. It makes state-of-the-art installations a reality.



2D & 3D

MADRIX® Software is highly versatile and will help you to get the most out of modern LED technology. You can combine any 2D project with 3D elements in order to create even more spectacular attractions for your audience, customers, and clients. The MADRIX® Software is a powerful tool that will help you realize the projects you want to build. MADRIX® lighting control solutions certainly take your LED display to the next level.



MADRIX® KEY Overview



Features:	start	dvi start	entry	dvi entry	basic	dvi	pro- fessional	ultimate
Upgradeable	✓	✓	✓	✓	✓	✓	✓	①
DMX512 Output	1x*		4x*		16x*		64x*	256x*
DMX Channels	512*		2,048*		8,192*		32,768*	131,072*
Art-Net, Streaming ACN Output	✓		✓		✓		✓	✓
Philips Color Kinetics / Philips Hue Output	✓		✓		✓		✓	✓
Insta / ROBE Output	✓		✓		✓		✓	✓
DVI, T9, A8, 5A Output		512 pixels°		4,096 pixels°		307,200 pixels°	786,432 pixels°	1,310,720 pixels°
Receive DMX Input	✓	✓	✓	✓	✓	✓	✓	✓
Receive Time Code	✓	✓	✓	✓	✓	✓	✓	✓
Remote Control	✓	✓	✓	✓	✓	✓	✓	✓
Audio DSP (Sound2Light & Music2Light)	✓	✓	✓	✓	✓	✓	✓	✓

- All MADRIX® Software license versions include an installation CD-ROM, a software protection dongle (the MADRIX® KEY), and an English user guide.

- MADRIX® KEY start, dvi start, entry, dvi entry, basic, dvi, and professional may be upgraded at any time because of the software protection dongle. It only needs to be updated.

- Several MADRIX® KEYS can be used with one computer. The product features will add up and their combined possibilities will be offered. Often, this will mean that the available DMX output increases. For instance, MADRIX® NEO and MADRIX® KEY start used together would offer 2x DMX512 output.

- You can connect multiple MADRIX® LUNA, MADRIX® NEBULA, MADRIX® STELLA, MADRIX® PLEXUS, MADRIX® NEO, MADRIX® USBone, or MADRIX® I/O.

* DMX: The limit for DMX output is set by the number of DMX channels. In this way, it is possible to use more DMX universes than indicated by the MADRIX® license version if necessary (by using less than 512 DMX channels per universe).

° DVI: Stretching and scaling to higher resolutions is possible. Please pay attention to other factors, such as hardware performance limitations!
 512 pixels are 32 x 16 for example.
 4,096 pixels are 64 x 64 for example.
 307,200 pixels are 640 x 480 for example.
 786,432 pixels are 1024 x 768 for example.
 1,310,720 pixels are 1280 x 1024 for example.

① Output of a higher number of DMX512 universes is possible. More information is available upon request.



The MADRIX® KEY is our USB software protection dongle!



MADRIX® USBone is one of the smallest USB interfaces for DMX output or input.

Made in Germany.

The MADRIX® USBone allows you to control 512 DMX channels using the MADRIX® Software. Mainly used for DMX input, an additional MADRIX® KEY (a software license) is required for DMX output.

DMX-IN/OUT With 5-Pin NEUTRIK XLR Port

This device allows you to send or receive DMX data using 512 DMX channels. A male to male 3-pin or 5-pin XLR Gender Changer is required for DMX-IN.

USB 2.0 Standard

The USB 2.0 standard is fully supported to allow for a higher maximum speed of 480 MBit/s.

Power Over USB

The interface is powered directly via the USB port and does not need an additional power supply.

High Quality

The USBone represents high quality made in Germany and is very reliable.

Hot Swapping & Plug and Play

Devices can be connected to and disconnected from the computer during use and without a reboot.

Remote Control

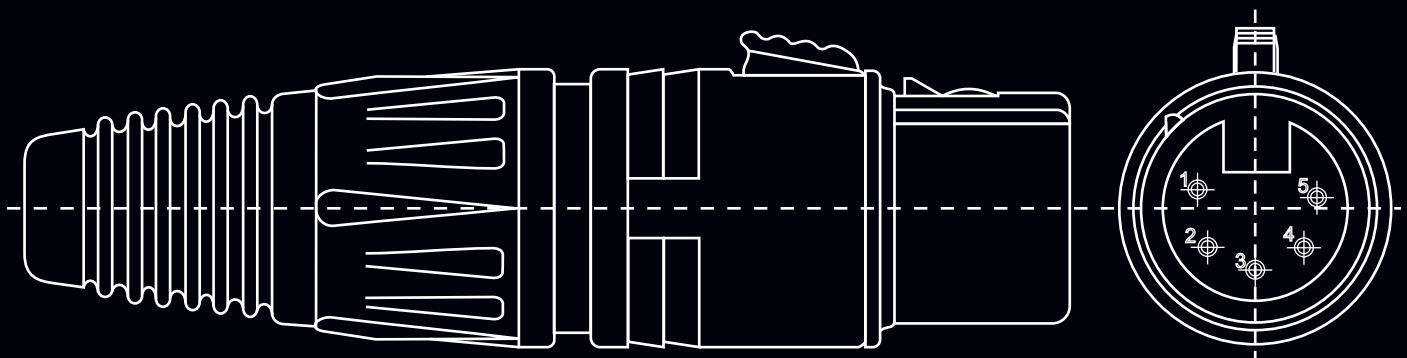
MADRIX® Software can be controlled remotely using the implemented DMX-IN functions.


Frame Rate Stability

Up to 60 devices can be connected to a USB host controller without having any frame rate problems. (60 DMX512 interfaces amount to 30,720 DMX channels.)

Active USB

Please connect every USBone to an active USB 2.0 port or use a USB 2.0 hub with a power supply.





MADRIX® NEO is a small, reliable, and easy-to-use DMX512 USB interface.

The MADRIX® Software license for 512 DMX channels is already included.

Made in Germany.

The MADRIX® NEO makes it much easier to work with any DMX-based LED lighting installation thanks to its highly professional qualities and the MADRIX® Software.

DMX-IN/OUT With 5-Pin NEUTRIK XLR Port

The NEO hardware allows you to send or receive data via the MADRIX® Software using 512 DMX channels. A male to male 3-pin or 5-pin XLR Gender Changer is required for DMX-IN.

USB 2.0 Standard

The USB 2.0 standard is fully supported to allow for a higher maximum speed of 480 MBit/s.

Power Over USB

The interface is powered directly via the USB port and does not need an additional power supply.

High Quality

Made from light but solid metal it features a robust enclosure and an eye-catching design.

Hot Swapping & Plug and Play

Devices can be connected to and disconnected from the computer during use and without a reboot.

Remote Control

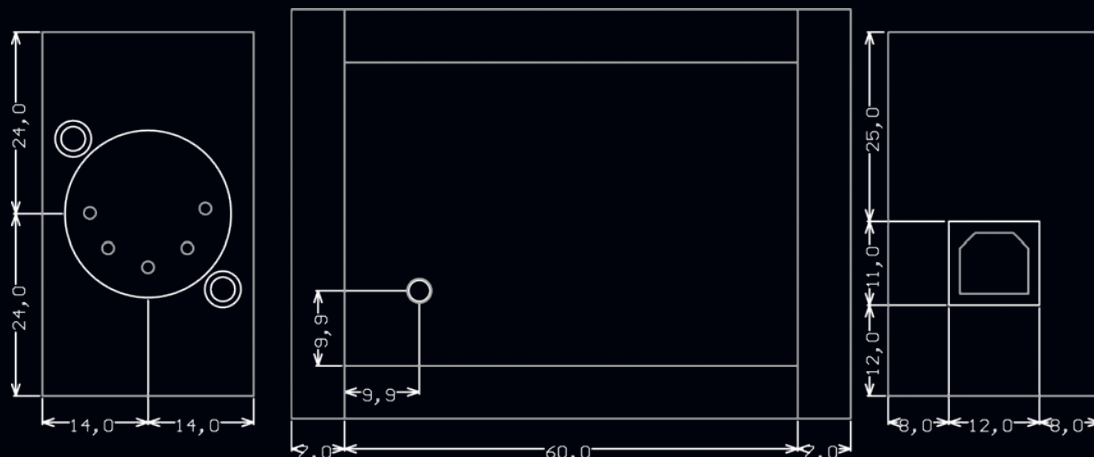
MADRIX® Software can be controlled remotely using the implemented DMX-IN functions.

Frame Rate Stability

Up to 60 NEOs can be connected to a USB host controller without having any frame rate problems. (60 DMX512 interfaces amount to 30,720 DMX channels.)


Active USB

Please connect every NEO to an active USB 2.0 port or use a USB 2.0 hub with a power supply.





MA
MUSIC MARKET





ADRIX
MAKES THE LIGHT





MADRIX® PLEXUS is the next-generation live or stand-alone interface.

The MADRIX® Software license for 1024 DMX channels is already included.

Made in Germany.

The MADRIX® PLEXUS controls up to 2 universes via DMX512 or Art-Net as a versatile stand-alone interface or live controller. It is the first and only interface to offer stand-alone playback of MADRIX® light shows and effects.

Live Mode

Fully control 1024 DMX channels via MADRIX® Software and use 2x DMX-OUT, 2x DMX-IN, 1x DMX-OUT and 1x DMX-IN, or Art-Net. The USB or the Ethernet connection can be used for live mode.

Master-Slave Synchronization & Scalability

Simply connect multiple devices at the same time. A master interface can be set up to synchronize the LED installation across all DMX universes.

Extension Port

A versatile 15-pin serial port offers enhanced connectivity towards external analog or digital devices and therefore maximum flexibility.

Quality Design

The precision aluminum enclosure, NEUTRIK plugs, and other excellent components ensure High Availability and reliability.

USB 2.0 Standard

Support of the USB 2.0 standard provides professional features such as Power over USB, Hot Swapping, and Plug and Play.

Connectivity

- 2x DMX-IN/OUT
- 1x RJ45 Ethernet port
- 1x Extension port
- 1x SD card slot
- 1x USB port

Stand-Alone Mode

The built-in slot for SD or SDHC cards allows to run sophisticated light shows without the need for a computer. A MADRIX® PC is only required to preprogram the shows.

MADRIX® Software Integration

The PLEXUS hardware and the MADRIX® Software form a unique bundle. This powerful combination works directly out of the box.

Event Scheduler

Easily run automatic scenes off the SD card with the help of the internal clock and time-controlled shows.

Innovative Handling

The large backlit 3" LCD graphics display and 5 accessible control buttons make it really easy to manage and set up the device.

Kensington Security Slot

Secure each MADRIX® PLEXUS using the standard of portable security.

Package Contents

- MADRIX® PLEXUS
- MADRIX® Software
- 4 GB SD card
- USB power supply, USB cable, and world power plug adapters kit



MADRIX® LUNA
is an easy-to-use and reliable
Art-Net node or DMX512
USB interface.

3 versions are available:
LUNA 4
LUNA 8
LUNA 16

Made in Germany.

The MADRIX® LUNA reliably distributes DMX512 data over long or short distances using Ethernet network or USB. The exclusive MADRIX® Sync Mode makes sure that lighting effects look their best on the LEDs.

Art-Net Node

This device converts Art-Net data from Ethernet network to DMX512. Any small or large project greatly benefits from dependable data distribution and efficient operation.

MADRIX® DMX512 USB Interface

Alternatively, you can choose to connect the unit as a plug-and-play solution to your computer and the MADRIX® Software using any USB 2.0 port.

Easy Configuration

MADRIX® LUNA offers powerful features, especially in combination with MADRIX® Software. Take full advantage of pixel mapping and voxel mapping. The installation of the device is still quick and easy.

Quality Design

Devices are built 19" x 1U or 19" x 2U. They feature a fanless, noiseless, low-energy design, a durable metal case, and NEUTRIK plugs. 2 premounted brackets make rack mounting possible. 5 indicators quickly show the status of a device.

Connectivity

- 4x/8x/16x DMX-OUT
- 1x DMX-IN
- 1x RJ45 Ethernet port
- 1x USB port
- 1x Power socket

4/8/16 DMX-OUT + 1 DMX-IN

4, 8, or 16 XLR ports (5-pin, female) distribute the equal number of DMX universes per unit. 1 XLR port (5-pin, male) can be used for DMX input. Simply use several units at the same time for larger projects.

MADRIX® Sync Mode

Only MADRIX® Software and hardware allow you to synchronize Art-Net data for all output ports and even across multiple devices to get an optimal image on the LEDs without visual interruptions.

3rd-Party Controllers

MADRIX® LUNA complies with the official Art-Net specifications and can be used as a regular Art-Net unit with your other consoles, controllers, or software solutions.

Invaluable Features

The device is ready within seconds after startup. HTP Merging is automatically available for two Art-Net sources. You can change specific device settings using the built-in web configuration tool.

Package Contents

- MADRIX® LUNA
- Power cord
- USB cable
- MADRIX® Software (license not included)
- 2 rack-mount brackets



Over **30** Supported SPI Protocols

MADRIX® NEBULA is a flexible LED pixel tape driver to directly control a wide range of digital LEDs.

Made in Germany.

The MADRIX® NEBULA directly connects to your LED pixels. This advanced SPI decoder receives control data over USB or Art-Net over Ethernet network and is built to provide excellent image quality.

Direct Connection

Directly connect to a wide range of supported LEDs via two 4-pin screw terminals. A signal frequency of up to 24 MHz is available. Supply power over USB or 5 V to 24 V over a 2-pin screw terminal.

SPI Converter

Art-Net is directly converted to SPI without the need for an additional interface. Reliably distribute data from any compatible software or hardware controller. Use USB or Art-Net for all the great features of the MADRIX® Software.

Designed For DIN Rails Or Walls

Its non-conductive enclosure and standardized design for 35 mm top-hat rails make mounting quick, easy, and safe. 2 extra brackets are provided for optional wall mounting. 6 indicators quickly show the device status with the option to turn them off.

Supported LEDs

As of February 2017. Additional LED types will be supported with future firmware updates.

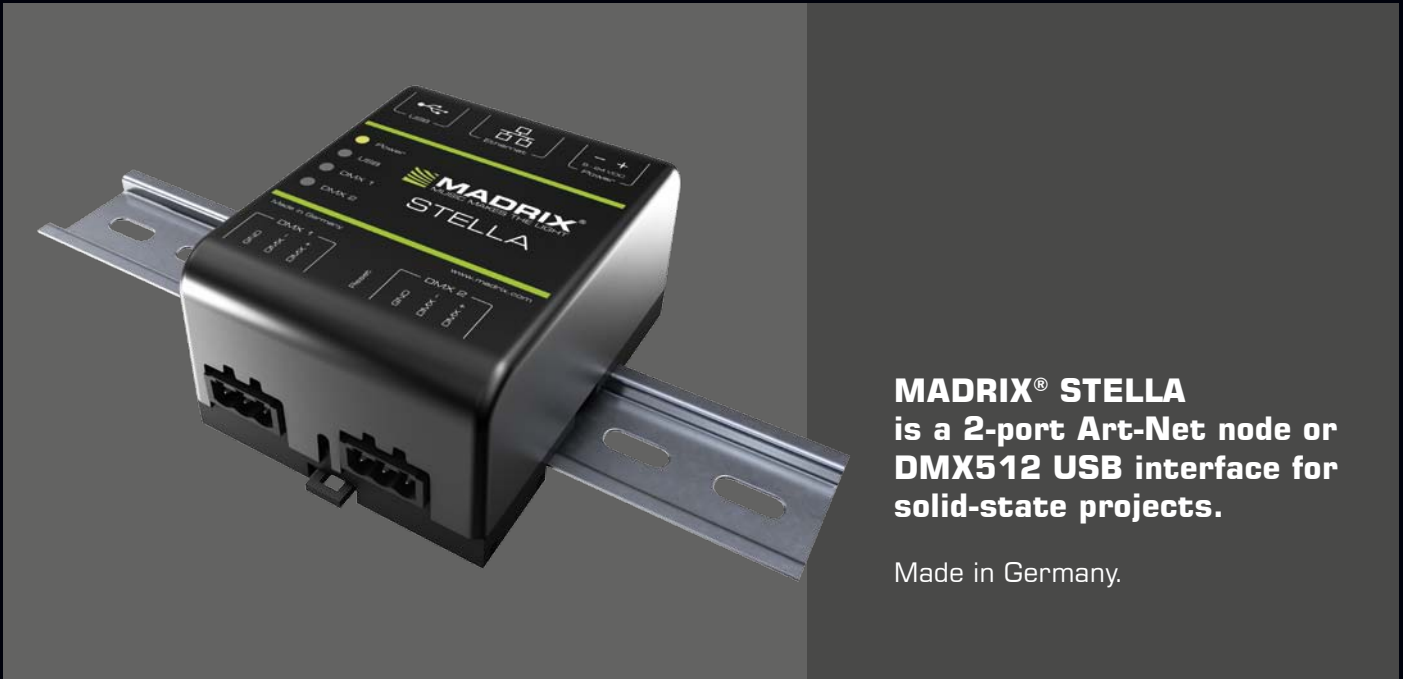
- | | | | | | | | |
|----------|-----------|-----------|-----------|----------|------------|-----------|------------|
| • APA101 | • GW6201 | • P9883 | • SM16716 | • TM1809 | • UCS1903 | • WS2811 | • WS2818 |
| • APA102 | • LPD6803 | • SK6812 | • TLS3001 | • TM1812 | • UCS512B3 | • WS2812 | • WS2822S |
| • APA104 | • LPD8806 | • SK6822 | • TLS3008 | • TM1814 | • WS2801 | • WS2812B | • WS2822S |
| • APA106 | • MBI6120 | • SM16703 | • TM1804 | • TM1829 | • WS2803 | • WS2813 | Addressing |

Connectivity

- 2x OUT (screw terminals)
- 1x RJ45 Ethernet port
- 1x USB port
- 1x Power (screw terminal)

Package Contents

- MADRIX® NEBULA
- Set of screw terminals (2x 4-pin and 1x 2-pin)
- USB cable
- MADRIX® Software (license not included)
- 2 wall-mount brackets



MADRIX® STELLA
is a **2-port Art-Net node or DMX512 USB interface** for solid-state projects.

Made in Germany.

The MADRIX® STELLA is a dedicated control interface for Art-Net and DMX512 that is designed for high quality and practicability in permanent LED installations.

Art-Net Node

Art-Net data is directly converted to DMX512. Optimize for short distances to your LEDs and decentralize cabling to cover any distance to the device using Ethernet network. Supply power over USB or 5 V to 24 V over a 2-pin screw terminal.

Easy Configuration

MADRIX® STELLA offers powerful features, especially in combination with MADRIX®. Take full advantage of pixel mapping and voxel mapping. Managing the device is still quick and easy.

Designed For DIN Rails Or Walls

Its non-conductive enclosure and standardized design for 35 mm top-hat rails make mounting quick, easy, and safe. 2 extra brackets are provided for optional wall mounting. 6 indicators quickly show the device status with the option to turn them off.

MADRIX® DMX512 USB Interface

Alternatively, you can choose to connect the unit as a plug-and-play solution to your computer and the MADRIX® Software using any USB 2.0 port.

Connectivity

- 2x DMX-IN/OUT (screw terminals)
- 1x RJ45 Ethernet port
- 1x USB port
- 1x Power (screw terminal)

2 DMX-IN/OUT

Directly connect DMX512 to the two 3-pin screw terminals to distribute 2 DMX universes per unit as input and/or output, eliminating the need for XLR connectors as a result. Simply use several units at the same time for larger projects.

MADRIX® Sync Mode

Only MADRIX® Software and hardware allow you to fully synchronize Art-Net data for all output ports and across multiple devices to get an optimal image on the LEDs without visual interruptions.

3rd-Party Controllers

MADRIX® STELLA complies with the official Art-Net specifications and can be used as a regular Art-Net unit with your other consoles, controllers, or software solutions.

Invaluable Features

The device is ready within seconds after startup. HTP Merging is automatically available for two Art-Net sources. You can change specific device settings using the built-in web configuration tool.

Package Contents

- MADRIX® STELLA
- Set of screw terminals (2x 3-pin and 1x 2-pin)
- USB power supply, USB cable, world adapters kit
- MADRIX® Software (license not included)
- 2 wall-mount brackets

MADRIX® I/O products are supplementary input and output devices. External equipment, such as sensors, bring additional automation processes and interaction to any LED project using MADRIX® Software.

MADRIX® USB contact closure

This digital input device registers if its circuit is either open or closed. In most cases, it is used to build a switch or trigger. Incoming values are directly translated into DMX data in the MADRIX® Software. The small unit can simply be connected to any USB 2.0 port.

Example of use: Strobe or Blackout



MADRIX® USB temperature

This small and durable sensor measures the temperature. Incoming temperature values are directly translated into DMX data in the MADRIX® Software as well as degree Celsius or degree Fahrenheit. The small unit can simply be connected to any USB 2.0 port.

Example of use: SCE Ticker / Scrolling Text



MADRIX® USB light sensor

This sensor measures the ambient light level. Incoming values are directly translated into DMX data in the MADRIX® Software as well as percent. The small unit can simply be connected to any USB 2.0 port.

Example of use: Master




MADRIX® USB SMPTE

This input device allows you to effortlessly use SMPTE time code for time synchronization across multiple devices. Data is received via the 3-pin, female XLR connector. The device can simply be connected to any USB 2.0 port.

Example of use: Cue List





MADRIX Training

MADRIX® Training includes hands-on seminars on site to learn directly from the makers of MADRIX®. Our MADRIX® training courses effectively and quickly teach you how MADRIX® works.

Course Description

- MADRIX® 3 Software Crash Course
- Language: English or German depending on date

Course Summary

- Prerequisites: Only basic knowledge of the MADRIX® Software and LED control.
- Summary: This crash course provides an extended overview over the MADRIX® 3 Software. After this one-day course, the user should be able to create a basic LED show and operate the MADRIX® Software comfortably within this scope.
- Hands-On Tasks: During the training, participants will be given small tasks to actively work with the software with a final assignment to directly apply the learned lessons.
- Includes: Corresponding training course materials.
- Issued: Certificate of participation.

Topics

- MADRIX® 3 graphical user interface
- Creating a Patch with the help of the Matrix Generator
- Using MADRIX® Effects and visuals
- Working with Layers, advanced mapping, mix modes
- Creating a Patch with the help of the Patch Editor
- MADRIX® Device Manager
- Using the Cue List
- Questions

Course Length

1 day: 8 hours including breaks

Location

MADRIX® Headquarters, inoage GmbH,
Wiener Straße 56, 01219 Dresden, Germany



Trainings In 2017

MADRIX®-3-Software-
Crashkurs (German)

MADRIX® 3 Software
Crash Course (English)

- | | |
|--------------|--------------|
| • 11.01.2017 | • 18.01.2017 |
| • 03.05.2017 | • 10.05.2017 |
| • 13.09.2017 | • 20.09.2017 |
| • 01.11.2017 | • 08.11.2017 |

Interested in a training course?

Please feel free to express your interest in MADRIX® Training by sending an e-mail to info@madrix.com



Software Overview

Order Number	Product
1	IA-SOFT-001013 MADRIX® KEY start V3.X
2	IA-SOFT-001024 MADRIX® KEY dvi start V3.X
3	IA-SOFT-001035 MADRIX® KEY entry V3.X
4	IA-SOFT-001036 MADRIX® KEY dvi entry V3.X
5	IA-SOFT-001001 MADRIX® KEY basic V3.X
6	IA-SOFT-001012 MADRIX® KEY dvi V3.X
7	IA-SOFT-001002 MADRIX® KEY professional V3.X
8	IA-SOFT-001008 MADRIX® KEY ultimate V3.X
9	IA-SOFT-001037 Upgrade: start → entry (v2.x / v3.x → v3.x)
10	IA-SOFT-001038 Upgrade: dvi start → dvi entry (v2.x / v3.x → v3.x)
11	IA-SOFT-001039 Upgrade: entry → basic (v2.x / v3.x → v3.x)
12	IA-SOFT-001040 Upgrade: dvi entry → dvi (v2.x / v3.x → v3.x)
13	IA-SOFT-001010 Upgrade: basic → professional (v2.x / v3.x → v3.x)
14	IA-SOFT-001015 Upgrade: dvi → professional (v2.x / v3.x → v3.x)
15	IA-SOFT-001014 Upgrade: professional → ultimate (v2.x / v3.x → v3.x)
16	IA-SOFT-001032 Update: MADRIX® KEY start V2.X → V3.X
17	IA-SOFT-001033 Update: MADRIX® KEY dvi start V2.X → V3.X
18	IA-SOFT-001028 Update: MADRIX® KEY basic V2.X → V3.X
19	IA-SOFT-001029 Update: MADRIX® KEY dvi V2.X → V3.X
20	IA-SOFT-001030 Update: MADRIX® KEY professional V2.X → V3.X
21	IA-SOFT-001031 Update: MADRIX® KEY ultimate V2.X → V3.X
22	IA-SOFT-001034 Update: MADRIX® NEO Software License V2.X → V3.X

Hardware Overview



Order Number	Product
1	IA-DMX-001001 MADRIX® USBone
2	IA-DMX-001003 MADRIX® NEO (incl. MADRIX® Software license)
3	IA-DMX-001005 MADRIX® PLEXUS (incl. MADRIX® Software license)
4	IA-DMX-001014 MADRIX® LUNA 4
5	IA-DMX-001008 MADRIX® LUNA 8
6	IA-DMX-001015 MADRIX® LUNA 16
7	IA-HARD-001018 MADRIX® NEBULA
8	IA-HARD-001019 MADRIX® STELLA
9	IA-HARD-001002 XLR Gender Changer (5-pin male to 5-pin male)
10	IA-HARD-001006 XLR Adapter Silver (5-pin male to 3-pin female)
11	IA-HARD-001020 XLR Adapter Black (Premium Quality) (5-pin male to 3-pin female)
12	IA-HARD-001007 MADRIX® PLEXUS Wall Mount Set (4 brackets, 4 Torx T10 screws)
13	IA-HARD-001011 MADRIX® USB contact closure
14	IA-HARD-001012 MADRIX® USB temperature
15	IA-HARD-001013 MADRIX® USB light sensor
16	IA-HARD-001016 MADRIX® USB SMPTE

Important Information

- For pricing information, please contact your local dealer.
- The MADRIX® KEY may be upgraded several times.
- Updates or upgrades are possible at any time.
- You can get the MADRIX® 3.X update free of charge if you have bought MADRIX® Software on 21.03.2012 or any later date.
- The MADRIX® 3.X update is free for all MADRIX® PLEXUS users.



© 2001 – 2017 inoage GmbH
MADRIX® is a registered trademark

inoage GmbH
Wiener Straße 56
01219 Dresden
Germany

Web www.madrix.com
E-mail info@madrix.com
Phone +49 351 862 6869 0



www.madrix.com